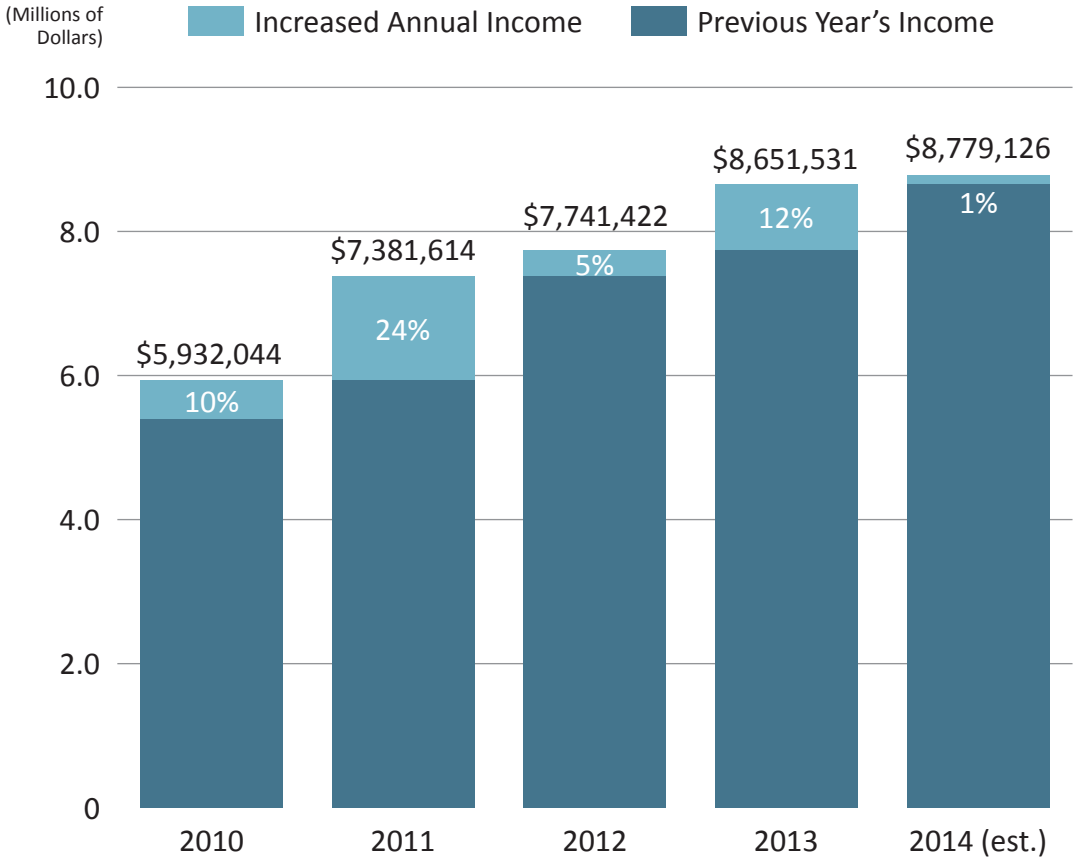
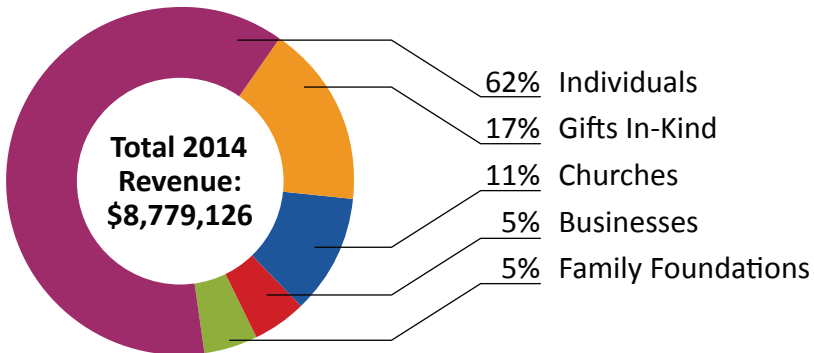


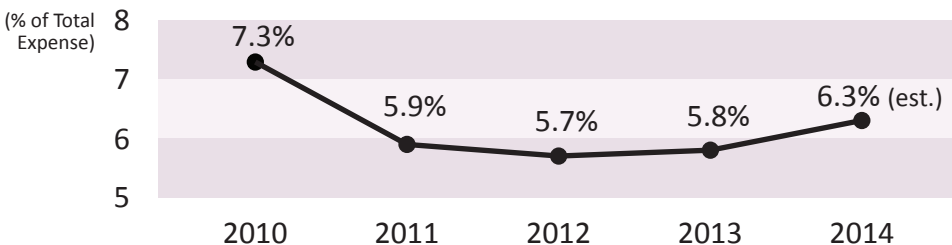
ANNUAL INCOME TREND



2014 REVENUE SOURCES



ADMINISTRATIVE EXPENSE TREND



2014 EXPENSES

Below is the fully detailed breakdown of expenses as mentioned in the 2014 Annual Report.

Children's Programs, Projects and Development

Dominican Republic

| | |
|--------------------------|------------------|
| Children's Programs | \$516,565 |
| Projects and Development | \$12,797 |
| Medical Clinic | \$32,091 |
| Gifts In-Kind | \$368,096 |
| TOTAL | \$929,549 |

Haiti

| | |
|--------------------------|------------------|
| Children's Programs | \$87,148 |
| Projects and Development | \$10,000 |
| Gifts In-Kind | \$68,841 |
| TOTAL | \$165,989 |

Malawi

| | |
|--------------------------|--------------------|
| Children's Programs | \$652,580 |
| Projects and Development | \$144,468 |
| Gifts In-Kind | \$216,920 |
| TOTAL | \$1,013,968 |

Sierra Leone

| | |
|--------------------------|--------------------|
| Children's Programs | \$372,316 |
| Projects and Development | \$359,128 |
| Agriculture | \$12,275 |
| Churches | \$7,408 |
| Gifts In-Kind | \$436,338 |
| TOTAL | \$1,187,465 |

Uganda

| | |
|--------------------------|------------------|
| Children's Programs | \$340,082 |
| Projects and Development | \$197,091 |
| Gifts In-Kind | \$129,980 |
| TOTAL | \$667,153 |

International Support

| | |
|-----------------------------|--------------------|
| Missionaries* | \$1,867,516 |
| Venture Participants** | \$1,055,663 |
| Meal Packaging and Shipping | \$254,983 |
| Gifts In-Kind | \$176,865 |
| TOTAL | \$3,355,027 |

Administration

\$529,953

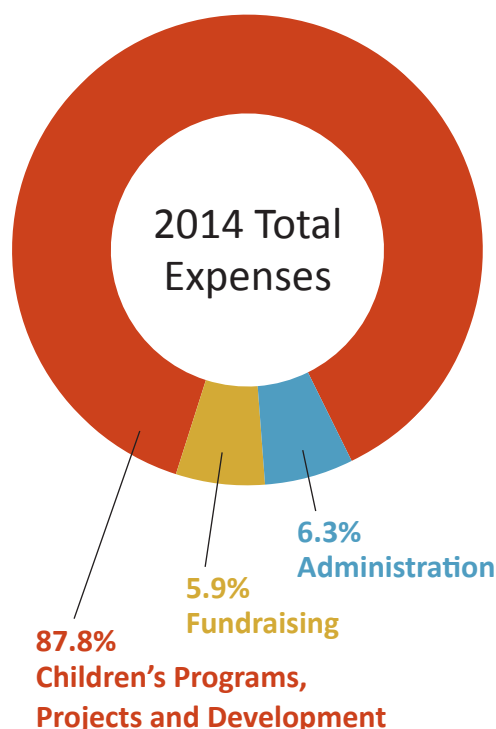
\$488,927

2014 TOTAL EXPENSES \$8,338,031

Designated for 2015 \$2,401,447

Grand Total \$10,739,478

2014 Ending Net Assets \$3,254,291



Note:

*Missionaries in every country are responsible for securing contributions to cover their board-approved salary, training, ministry, and fundraising expenses, or to pay for living expenses while overseas. This figure also includes US missionaries.

**Venture Participants serving in every country are responsible for securing contributions to cover their travel and in-country costs.

Note:

Figures contained in this report are our best calculated estimates based on actual country statistics. Final dollar amounts can be found at cotni.org/2014-financials once IRS 990 statements are filed. Financial amounts are subject to final independent audit.